

Tobacco Prevention Education Program Portal Navigation Guide

The TPEP Portal was created to provide easily accessible resources for tobacco prevention grantees and local partners, including webinars, templates, campaign toolkits and more. Currently, over 275 resources are located within the TPEP Portal! We revamped the portal to help you easily locate what you are looking for.

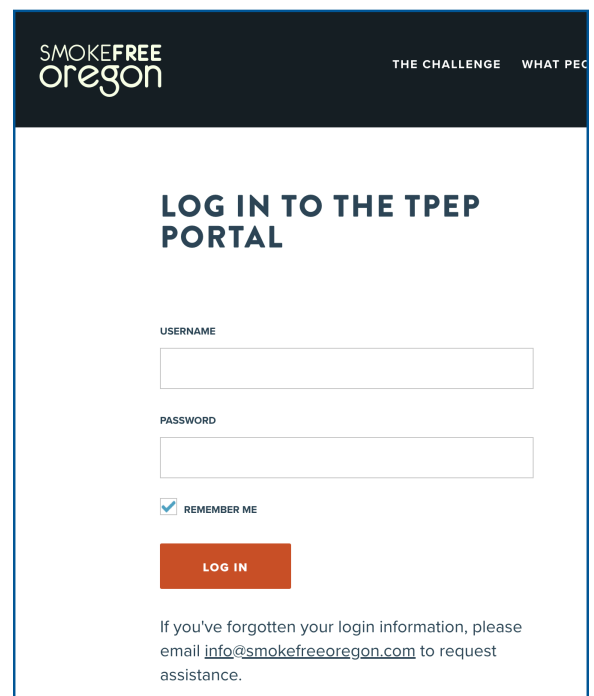
We made this Tobacco Prevention Education Program Portal Navigation Guide to help users navigate the newly designed TPEP Portal and welcome page.

Read the instructions in this guide to learn how to find toolkits, orientation materials and many other resources within the TPEP Portal. Or click the hyperlinked table of contents, below, to jump to a specific section.

- [Logging in to the TPEP Portal](#)
- [Welcome page](#)
- [Exploring TPEP resources](#)

Logging in to the TPEP Portal

1. Click on the following hyperlink: [TPEP Portal](#).
Full URL: <https://smokefreeoregon.com/login/>.
2. Enter your username and password. If you've forgotten your login information, or need a new login, please email info@smokefreeoregon.com to request assistance.
3. Click the login button to be directed to the welcome page.



SMOKEFREE
oregon

THE CHALLENGE WHAT PEC

LOG IN TO THE TPEP PORTAL

USERNAME

PASSWORD

REMEMBER ME

LOG IN

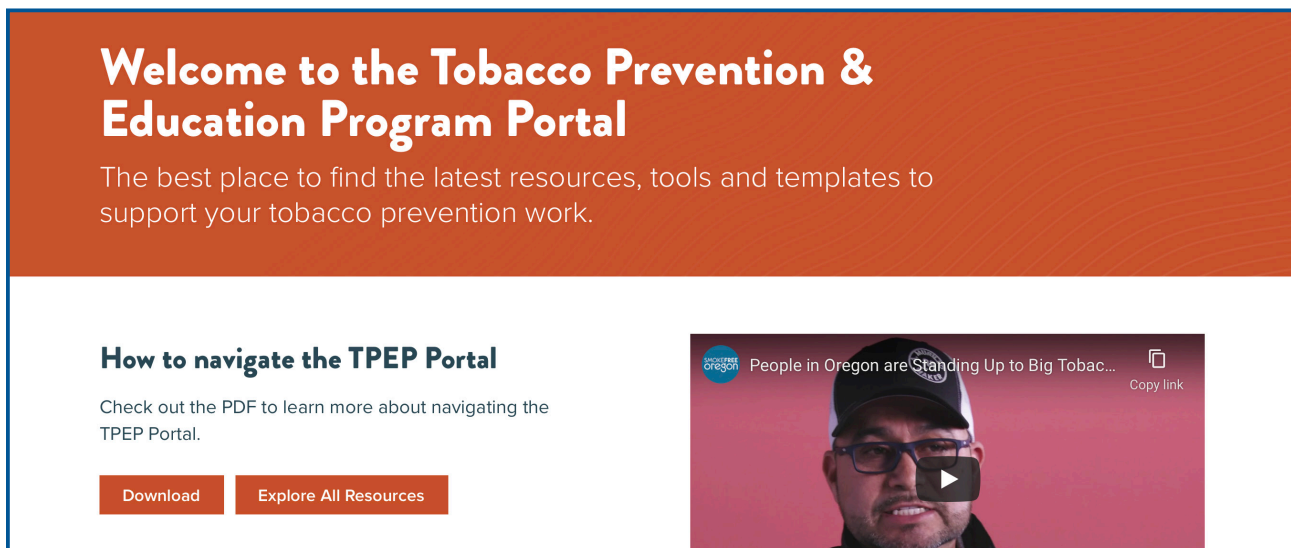
If you've forgotten your login information, please email info@smokefreeoregon.com to request assistance.

The welcome page

Once you log in to the TPEP Portal, you will see the new welcome page. From here, you can view the following:

1. How to navigate the TPEP Portal

This is where you can download this guide and watch the accompanying video that will walk you through how to navigate the TPEP Portal.



Welcome to the Tobacco Prevention & Education Program Portal

The best place to find the latest resources, tools and templates to support your tobacco prevention work.

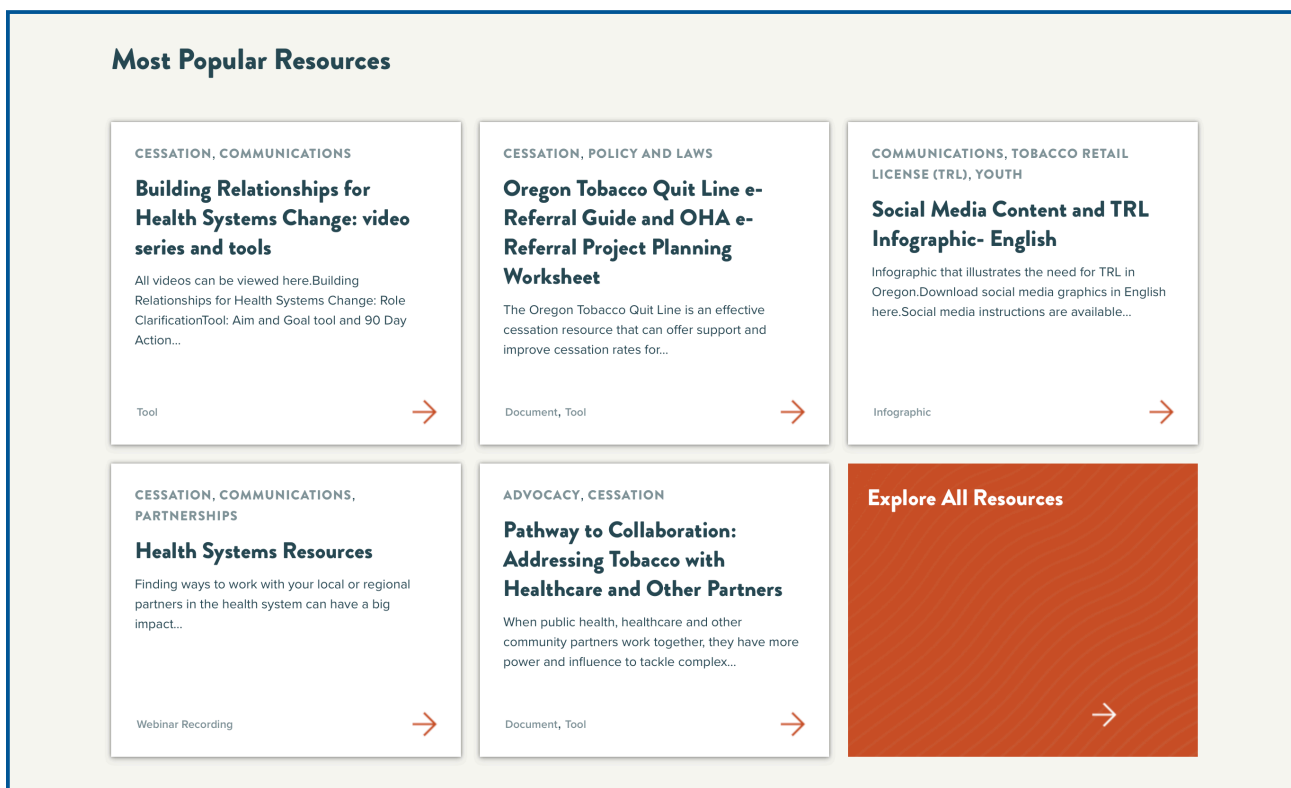
How to navigate the TPEP Portal

Check out the PDF to learn more about navigating the TPEP Portal.

[Download](#) [Explore All Resources](#)

People in Oregon are Standing Up to Big Tobac... [Copy link](#)

2. Most popular resources



Most Popular Resources

CESSATION, COMMUNICATIONS
Building Relationships for Health Systems Change: video series and tools
All videos can be viewed here. Building Relationships for Health Systems Change: Role Clarification Tool: Aim and Goal tool and 90 Day Action...
Tool →

CESSATION, POLICY AND LAWS
Oregon Tobacco Quit Line e-Referral Guide and OHA e-Referral Project Planning Worksheet
The Oregon Tobacco Quit Line is an effective cessation resource that can offer support and improve cessation rates for...
Document, Tool →

COMMUNICATIONS, TOBACCO RETAIL LICENSE (TRL), YOUTH
Social Media Content and TRL Infographic- English
Infographic that illustrates the need for TRL in Oregon. Download social media graphics in English here. Social media instructions are available...
Infographic →

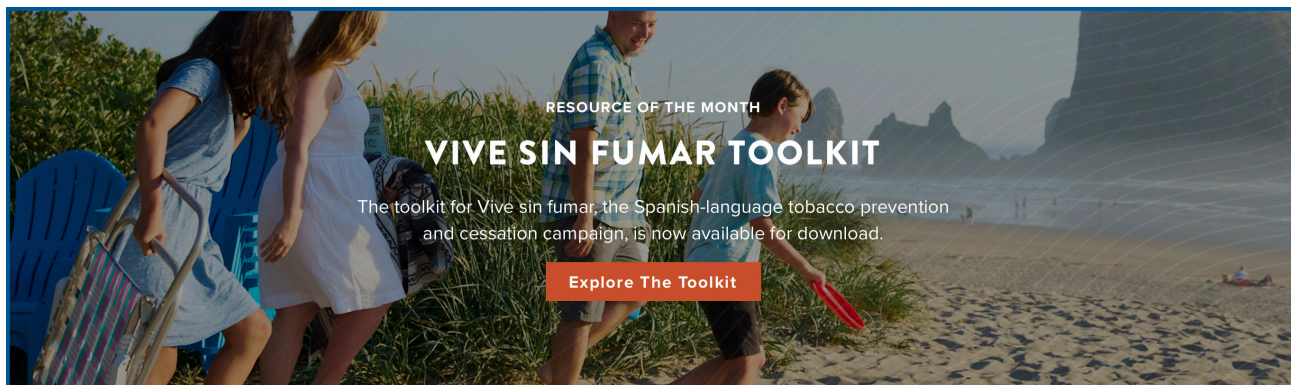
CESSATION, COMMUNICATIONS, PARTNERSHIPS
Health Systems Resources
Finding ways to work with your local or regional partners in the health system can have a big impact...
Webinar Recording →

ADVOCACY, CESSATION
Pathway to Collaboration: Addressing Tobacco with Healthcare and Other Partners
When public health, healthcare and other community partners work together, they have more power and influence to tackle complex...
Document, Tool →

Explore All Resources →

3. Resource of the month

Check this section monthly to find the featured resource.



4. TPEP bookmarks

- **Orientation materials:** Explore TPEP orientation materials.
- **HPCDP staff contact list:** Download a PDF of the HPCDP Staff Contact List.
- **Digest dashboard:** News you can use. Explore and easily submit items to the HPDCP Digest Dashboard.
- **Recommended websites:** Visit our directory of recommended websites. This list was curated with you in mind.
- **Data portal:** Visit the data portal to easily request data support from the surveillance and evaluation team.

A screenshot of a webpage titled 'TPEP Bookmarks'. The page is divided into several sections. The first row contains three white boxes with orange borders: 'Orientation Materials' with a link 'Explore Orientation Materials', 'Digest Dashboard' with a link 'Explore Digest Dashboard', and 'Data Portal' with a link 'Explore Data Portal'. The second row contains two white boxes with orange borders: 'HPCDP Staff Contact List' with a link 'Explore Contact List', and 'Recommended Websites' with a link 'Explore the New Directory'. The third row is a solid orange box titled 'Follow Us!' containing icons and text for Facebook, Instagram, and Youtube.

Exploring TPEP resources

1. Select a **topic** and **type** to see a list of resources that fit within your selection. You can select multiple items in each category to help narrow your search. In this example below, we are looking for toolkits. For a complete list of tags and topics, see [page 5](#).

The image shows two filter panels. The left panel is titled 'Topics' and has an upward arrow icon. It contains a list of topics with checkboxes: 'Show all' (checked), '"Quitting" Cessation', 'Advocacy', 'Communications', 'E-cigarettes', 'Environment', 'Health Systems', 'Housing', 'Marijuana', 'Media Relations', and 'Menthol'. The right panel is titled 'Types' and also has an upward arrow icon. It contains a list of types with checkboxes: 'Show all', 'Case Studies', 'Document', 'Fact Sheets', 'Reports', 'Talking Points', 'Template', 'Tool', 'Toolkit' (checked), and 'TPEP Program Plan'.

2. Select the resource that you are looking for from the list.

The image shows a resource card with a blue border. At the top right, the text 'Resource title' is written in blue, with a line pointing to the title 'TRL Communications Toolkit' in bold orange. Below the title, it says 'By Smokefree Oregon on December 16, 2021'. The main text reads: 'Materials and resources for TPEP Coordinators related to tobacco retail licensing. View TRL Communications Toolkit here.' At the bottom left, there is a 'Read More' link in orange with a right-pointing arrow.

3. View and download the resource or watch the accompanying video.

< BACK TO TPEP PORTAL

TRL COMMUNICATIONS TOOLKIT

WRITTEN BY
Smokefree Oregon

POSTED
12.16.2021

TOPIC
Communications
Tobacco Retail License (TRL)
Youth

SHARE
Twitter Facebook LinkedIn

Materials and resources for TPEP Coordinators related to tobacco retail licensing.

View TRL Communications Toolkit [here.](#)

[Short description of resource](#)

[Download toolkit](#)

List of tags

- Template
- Guides
- Webinar Recording
- Slide Deck
- Case Studies
- Fact Sheets
- Infographics
- Worksheets
- FAQs
- Toolkits
- Gallery
- TPEP Program Plans

List of topics

- Advocacy
- Quitting “Cessation”
- Communications
- Media Relations
- Housing
- Law and Policy
- Marijuana
- Spanish
- Retail
- Secondhand Smoke
- Orientation *(These include resources that will help staff and partners’ orientation and onboarding)*
- Tribal *(These include all resources that are related to Tribal tobacco prevention or cessation efforts)*
- Vaping and Flavored Tobacco
- Youth
- Menthol
- E-cigarettes
- Healthy Retail
- Tobacco Retail License (TRL)
- Partnerships
- Health Systems
- Community Engagement
- Health Equity

Still having trouble navigating the TPEP PORTAL?

We are here to help you find the resources that you need! Please reach out to Rebecca Garza at rebecca.garza@dhsosha.state.or.us.